



Acknowledgements

- 2,497 people, 70 plus organisations
- Matua Whatarangi
- Koroua, kuia and the Kaumātua Forum
- Te Rūnanga o Raukawa, Muaūpoko Tribal Authority, Te Ātiawa ki Kāpiti
- Te Wānanga o Raukawa
- Te Puni Kōkiri
- Joint Economic Forum
- JR McKenzie Trust

Mai i Rangitikei ki Whitireia



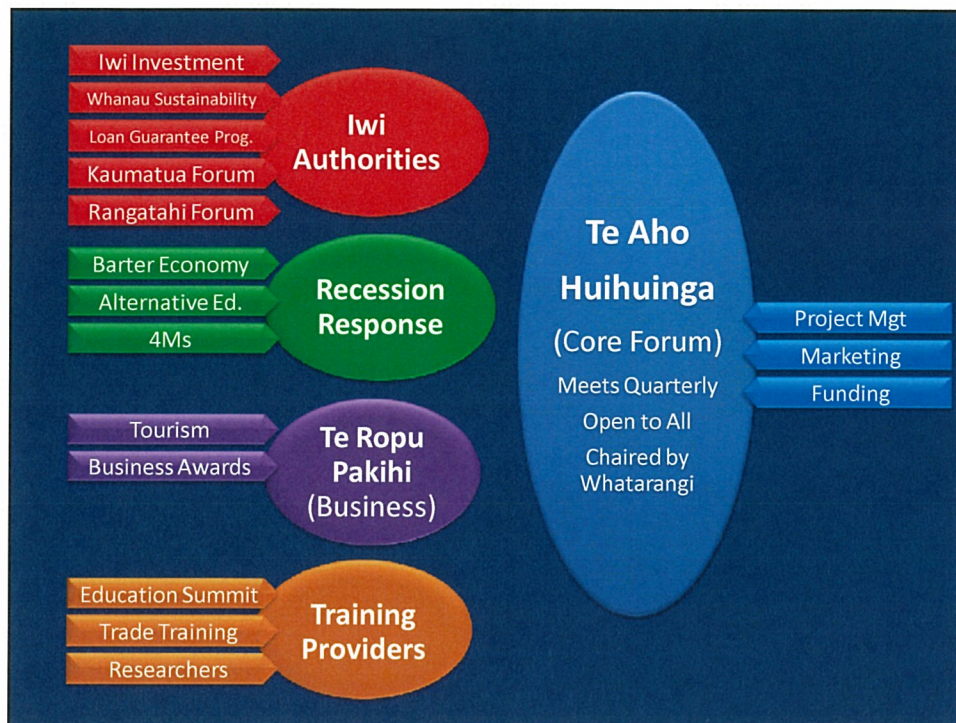
- Ngāti Raukawa
- Ngāti Toarangatira
- Te Ātiawa
- Muaūpoko
- Rangitāne
- Tautāngata Māori

Mai i Rangitikei ki Whitireia

Iwi grouping	National	MIRKW	%
Muaūpoko	2,691	1,242	2.7%
Rangitāne (Manawatū)	1,488	666	1.4%
Ngāti Raukawa (Horowhenua/Manawatū)	15,132	6,051	12.9%
Ngāti Toarangatira (Te Whanganui-a-Tara)	4,458	1,713	3.7%
Te Atiawa ki Whakarongotai	720	378	0.8%
Ngāti Kauwhata	1,401	819	1.7%
		10,869	23.2%

- Ngāti Porou (6,189)
- Ngāpuhi (5,118)
- Ngāti Kahungunu (5,988)
- Ngāi Tahu (3,351)





Kaupapa tuku iho

- manaakitanga
- pūkengatanga
- rangatiratanga
- wairuatanga
- kotahitanga
- whakapapa
- ūkaipotanga
- whanaungatanga
- kaitiakitanga
- te reo



Te Ōranga Hapori - Māori wellbeing

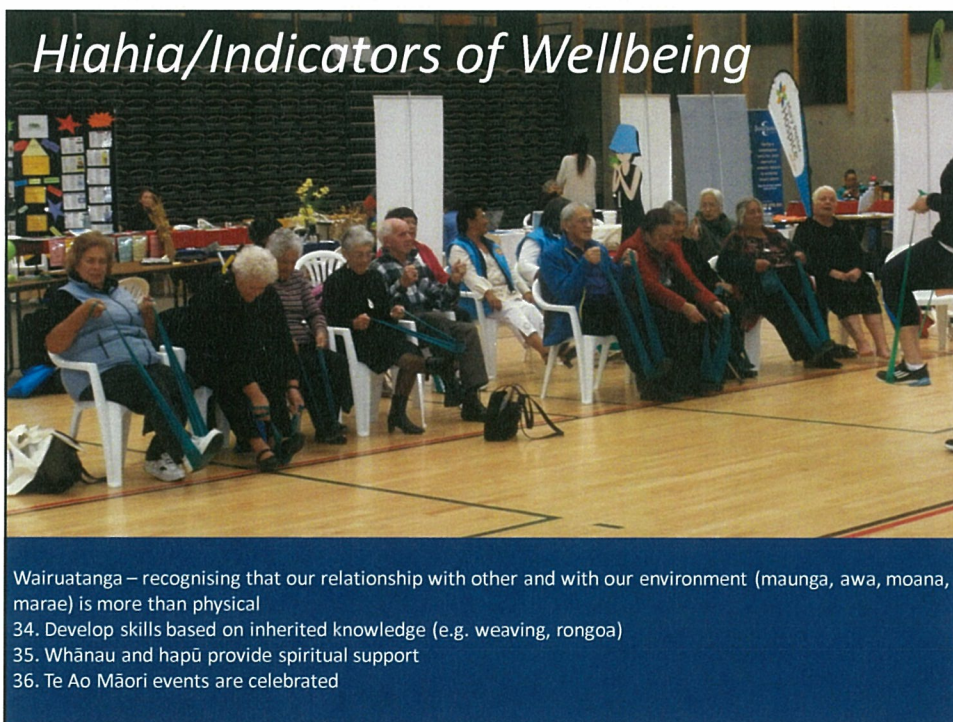
*A Māori state of being that is characterised
by the abundant expression of kaupapa
tuku iho*

Statement of Māori Behaviour

- Whereas Māori are determined to survive as a people;
- Whereas it is understood that the survival of Māori as a people will be happening when communities of Māori find the expression of kaupapa tuku iho uplifting, rewarding and preferred;
- Whereas it is possible to actively pursue the expression of kaupapa tuku iho through tikanga selected by the community; and
- Whereas the pursuit of tikanga can be planned and measured;

Then,

- the wellbeing of Māori communities can be measured by identifying the preferred tikanga of the community and measuring the levels at which these tikanga are displayed.





Measuring our performance



Did hosting a kaumātua forum progress or advance any of the 36 hiahia?
Can we say that the rangatiratanga aspiration that "whānau and hapū are knowledgeable and self sufficient" has been advanced because of the kaumātua forum?

Report on performance

- 2010 total expressions as a percentage – 57.2%
- 2011 total expressions as a percentage – 58.8%
- 2012 total expressions as a percentage – 60.9%
- 2013 total expressions as a percentage – 60.9%
- 2014 total expressions as a percentage – 61.3%



Maximum potential expression (MPX)

Where X multiplied by Y = Z

X = number of tikanga

Y = number of hiahia

Z = maximum potential expression

2009-2010 period,

- 19 tikanga
- 36 hiahia
- 684 maximum potential
- 57.2% of hiahia progressed

5-Year analysis of MPX

<i>Kaupapa</i>	2009/10	2010/11	2011/12	2012/13	2013/14
Kaitiakitanga	14.0%	15.0%	16.0%	18.0%	16.0%
Rangatiratanga	13.0%	15.0%	15.0%	15.0%	15.0%
Whanaungatanga	12.0%	11.0%	13.0%	13.0%	13.0%
Pūkengatanga	16.0%	16.0%	16.0%	17.0%	17.0%
Manaakitanga	23.0%	23.0%	28.0%	24.0%	23.0%
Kotahitanga	17.0%	17.0%	17.0%	17.0%	17.0%
Whakapapa	17.0%	17.0%	19.0%	19.0%	19.0%
Ūkaipotanga	12.0%	12.0%	12.0%	9.0%	11.0%
Te Reo	13.0%	15.0%	16.0%	16.0%	16.0%
Wairuatanga	23.0%	25.0%	25.0%	26.0%	27.0%

Where as the pursuit of tikanga can be planned and measured;




What could we have done better?





Some of my highlights



Visionary leadership



Kotahitanga



Kaupapa & tikanga

Key elements of Te Aho



Māori Managing Matters Māori

